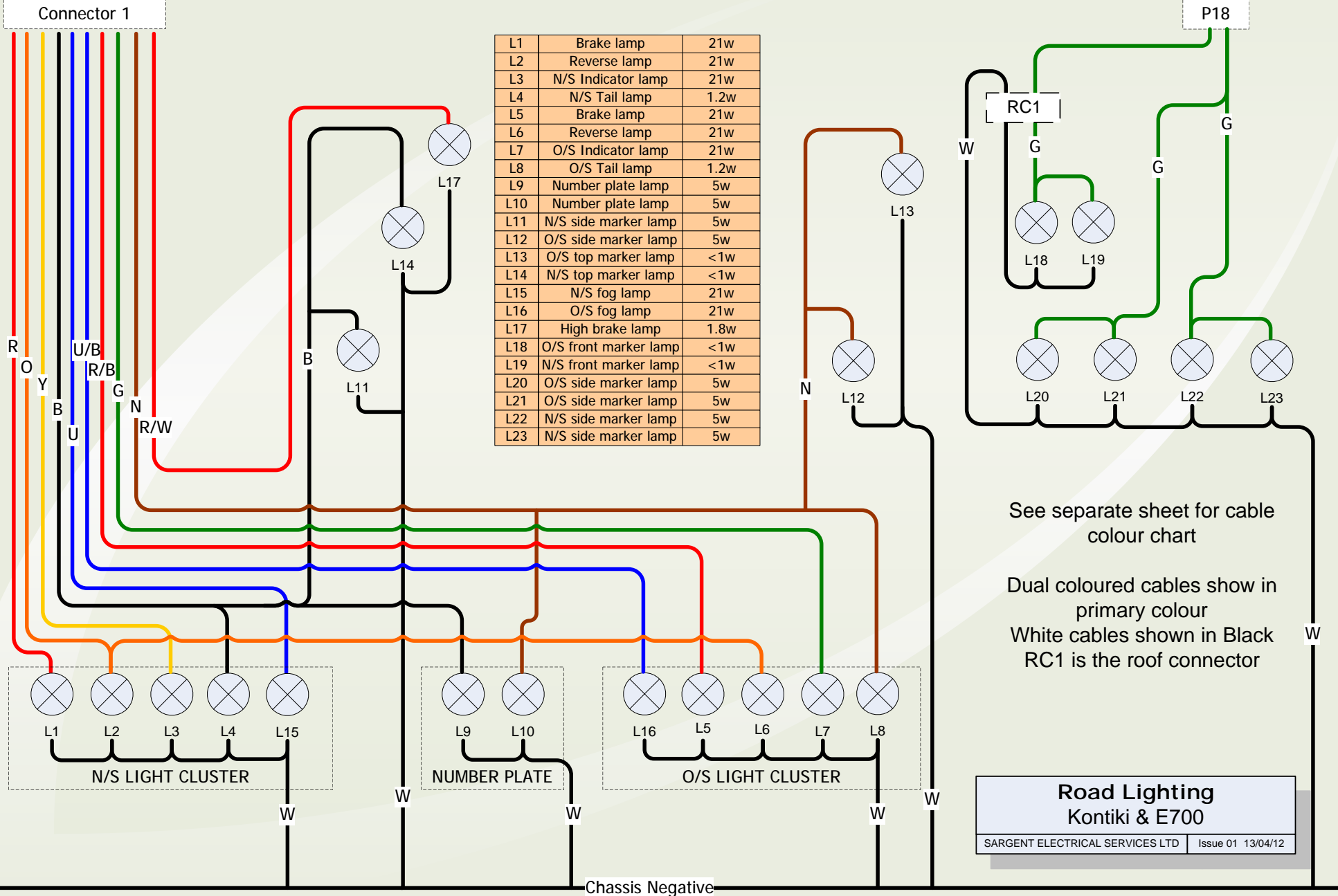


Fiat rear light connector Y203

PSU Part Number C460 & 465



L1	Brake lamp	21w
L2	Reverse lamp	21w
L3	N/S Indicator lamp	21w
L4	N/S Tail lamp	1.2w
L5	Brake lamp	21w
L6	Reverse lamp	21w
L7	O/S Indicator lamp	21w
L8	O/S Tail lamp	1.2w
L9	Number plate lamp	5w
L10	Number plate lamp	5w
L11	N/S side marker lamp	5w
L12	O/S side marker lamp	5w
L13	O/S top marker lamp	<1w
L14	N/S top marker lamp	<1w
L15	N/S fog lamp	21w
L16	O/S fog lamp	21w
L17	High brake lamp	1.8w
L18	O/S front marker lamp	<1w
L19	N/S front marker lamp	<1w
L20	O/S side marker lamp	5w
L21	O/S side marker lamp	5w
L22	N/S side marker lamp	5w
L23	N/S side marker lamp	5w

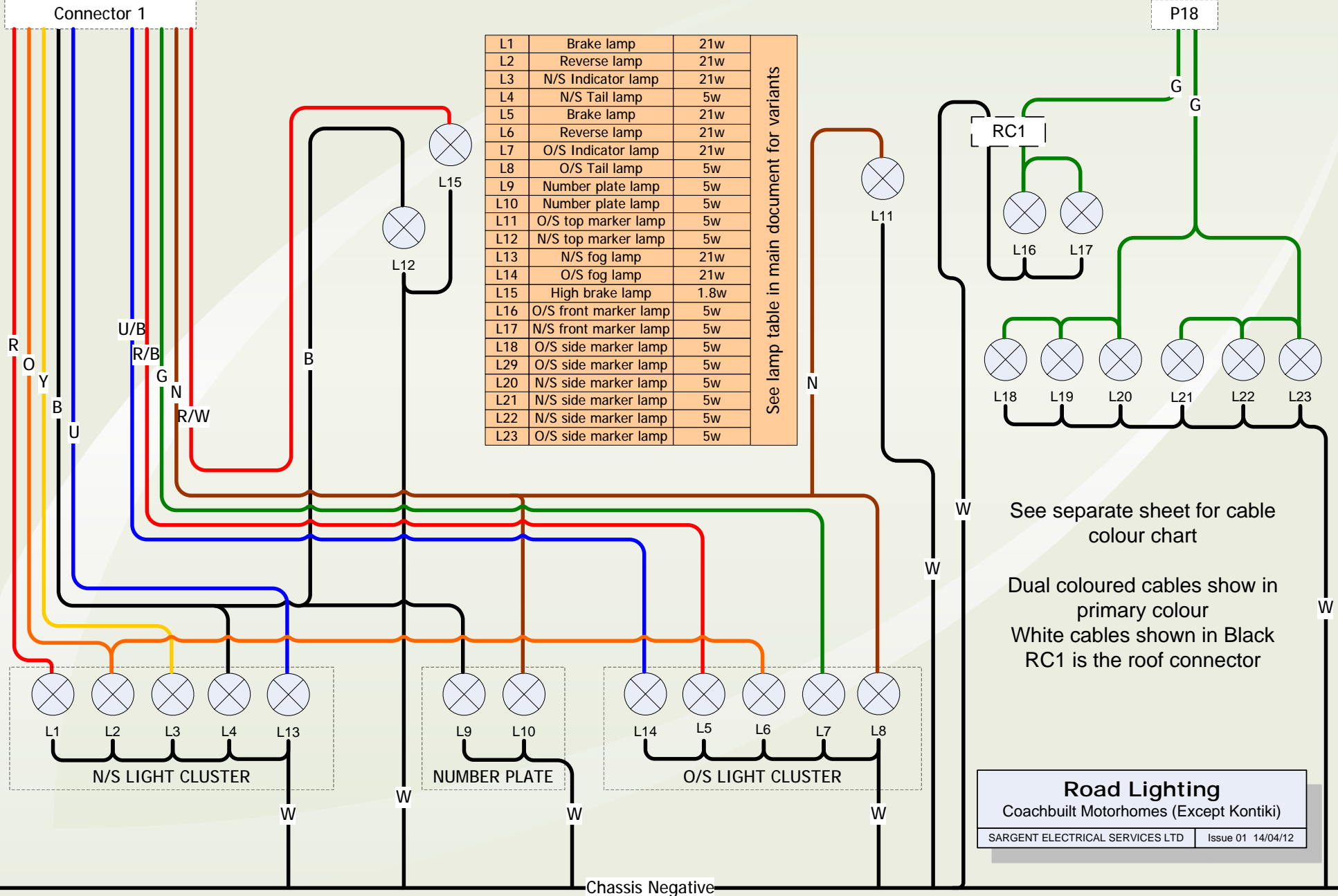
See separate sheet for cable colour chart

Dual coloured cables show in primary colour
White cables shown in Black
RC1 is the roof connector

Road Lighting
Kontiki & E700
SARGENT ELECTRICAL SERVICES LTD | Issue 01 13/04/12

Fiat rear light connector Y203

PSU Part Number C460 & 465



L1	Brake lamp	21w
L2	Reverse lamp	21w
L3	N/S Indicator lamp	21w
L4	N/S Tail lamp	5w
L5	Brake lamp	21w
L6	Reverse lamp	21w
L7	O/S Indicator lamp	21w
L8	O/S Tail lamp	5w
L9	Number plate lamp	5w
L10	Number plate lamp	5w
L11	O/S top marker lamp	5w
L12	N/S top marker lamp	5w
L13	N/S fog lamp	21w
L14	O/S fog lamp	21w
L15	High brake lamp	1.8w
L16	O/S front marker lamp	5w
L17	N/S front marker lamp	5w
L18	O/S side marker lamp	5w
L19	O/S side marker lamp	5w
L20	N/S side marker lamp	5w
L21	N/S side marker lamp	5w
L22	N/S side marker lamp	5w
L23	O/S side marker lamp	5w

See lamp table in main document for variants

See separate sheet for cable colour chart

Dual coloured cables show in primary colour

White cables shown in Black

RC1 is the roof connector

Road Lighting

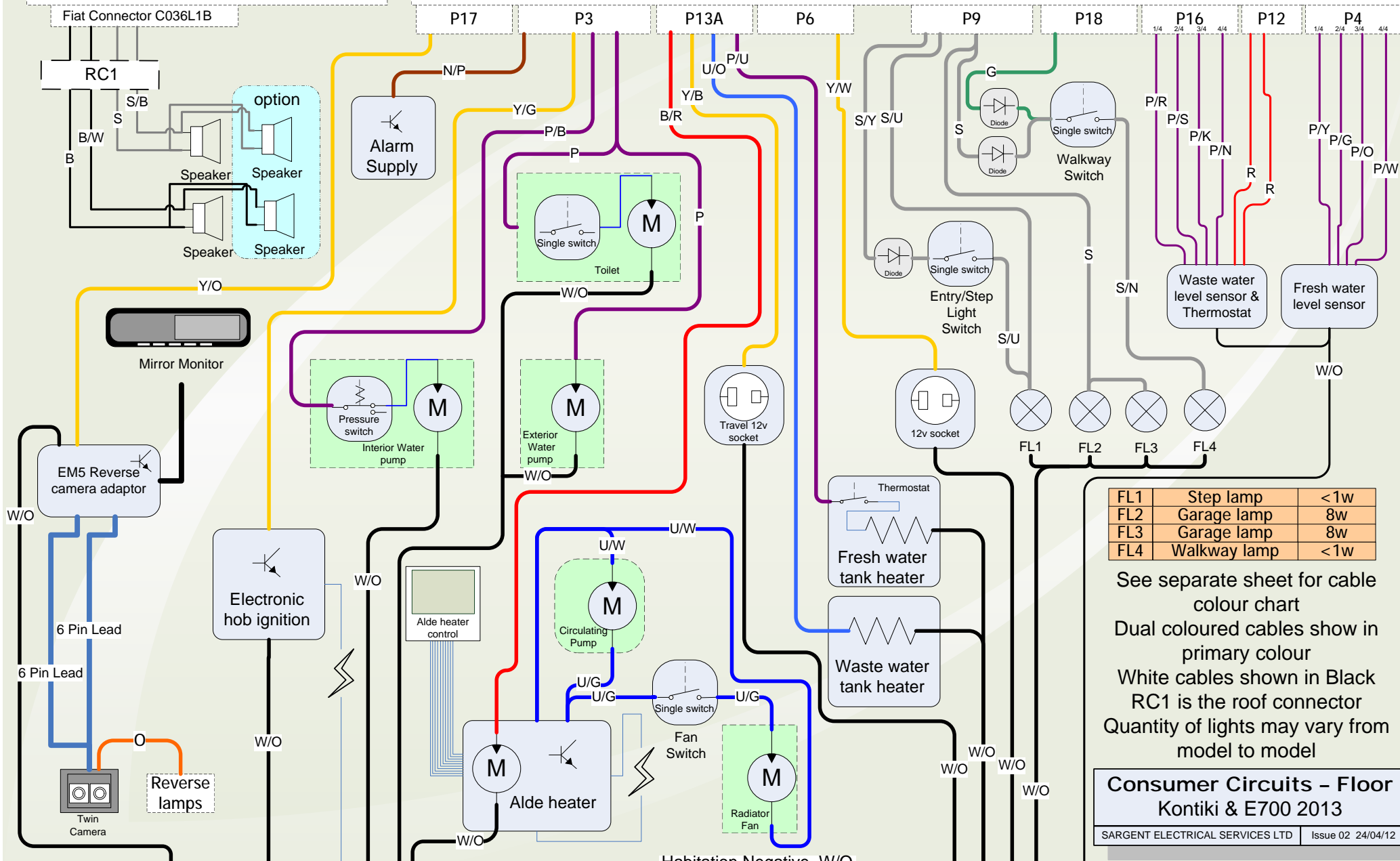
Coachbuilt Motorhomes (Except Kontiki)

SARGENT ELECTRICAL SERVICES LTD Issue 01 14/04/12

Chassis Negative

Radio/CD Unit

PSU Part Number C460 & 465



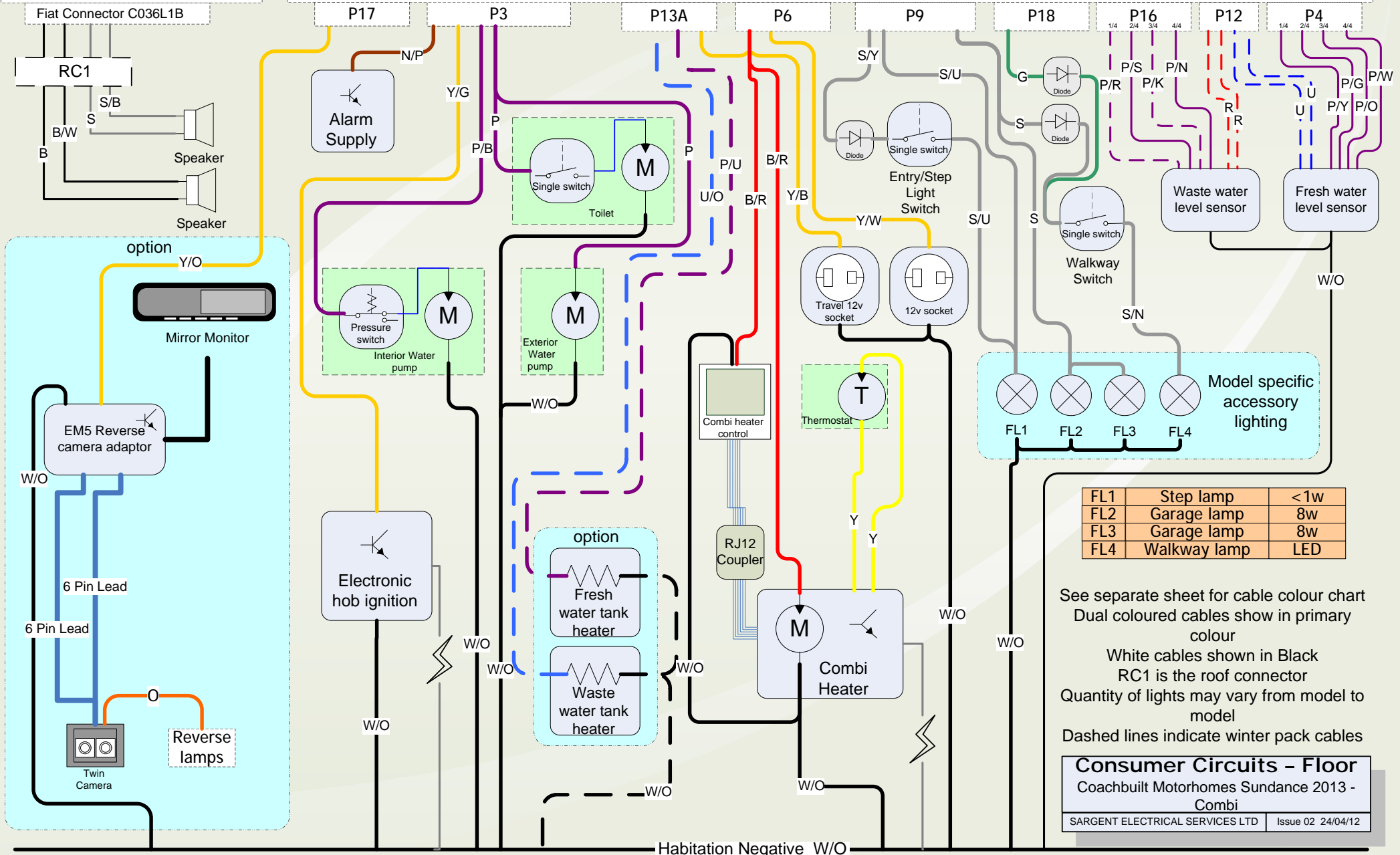
FL1	Step lamp	<1w
FL2	Garage lamp	8w
FL3	Garage lamp	8w
FL4	Walkway lamp	<1w

See separate sheet for cable colour chart
 Dual coloured cables show in primary colour
 White cables shown in Black
 RC1 is the roof connector
 Quantity of lights may vary from model to model

Consumer Circuits - Floor
 Kontiki & E700 2013
 SARGENT ELECTRICAL SERVICES LTD Issue 02 24/04/12

Radio/CD Unit

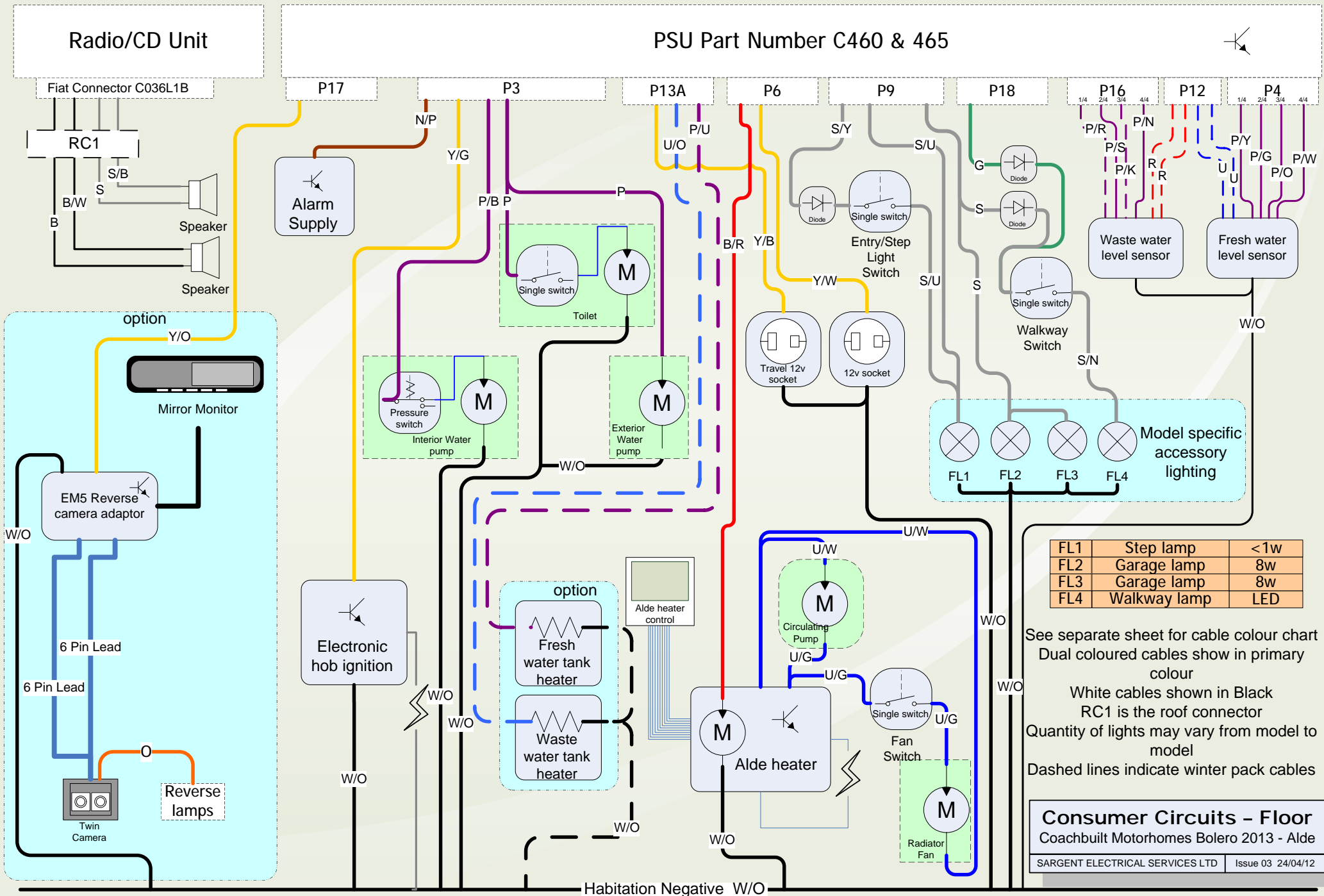
PSU Part Number C460 & 465



Habitation Negative W/O

Radio/CD Unit

PSU Part Number C460 & 465



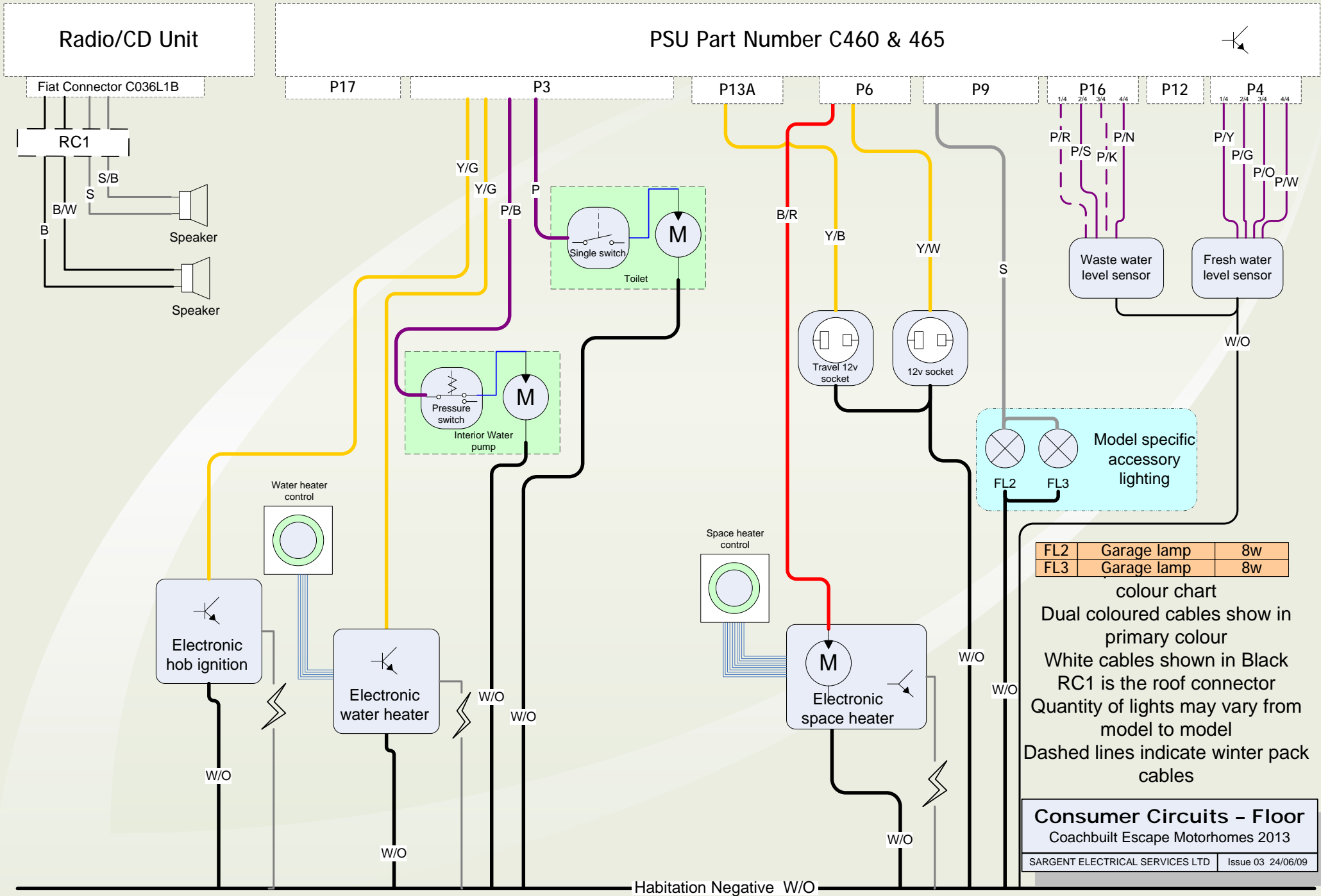
FL1	Step lamp	<1w
FL2	Garage lamp	8w
FL3	Garage lamp	8w
FL4	Walkway lamp	LED

See separate sheet for cable colour chart
 Dual coloured cables show in primary colour
 White cables shown in Black
 RC1 is the roof connector
 Quantity of lights may vary from model to model
 Dashed lines indicate winter pack cables

Consumer Circuits - Floor
 Coachbuilt Motorhomes Bolero 2013 - Alde

SARGENT ELECTRICAL SERVICES LTD Issue 03 24/04/12

Habitation Negative W/O

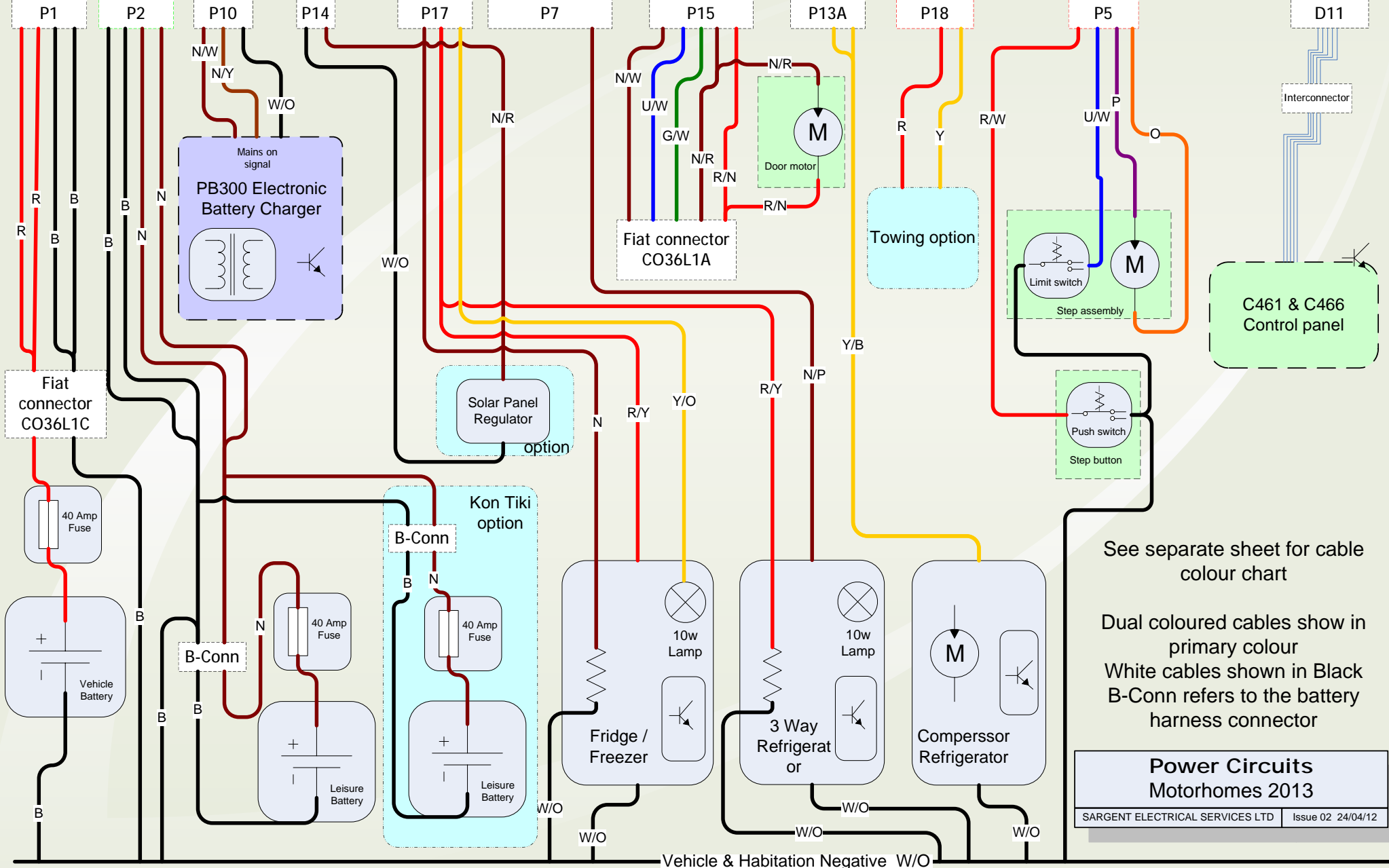


FL2	Garage lamp	8w
FL3	Garage lamp	8w

colour chart
 Dual coloured cables show in primary colour
 White cables shown in Black
 RC1 is the roof connector
 Quantity of lights may vary from model to model
 Dashed lines indicate winter pack cables

Consumer Circuits - Floor
 Coachbuilt Escape Motorhomes 2013
 SARGENT ELECTRICAL SERVICES LTD Issue 03 24/06/09

PSU Part Number C460 & 465



See separate sheet for cable colour chart

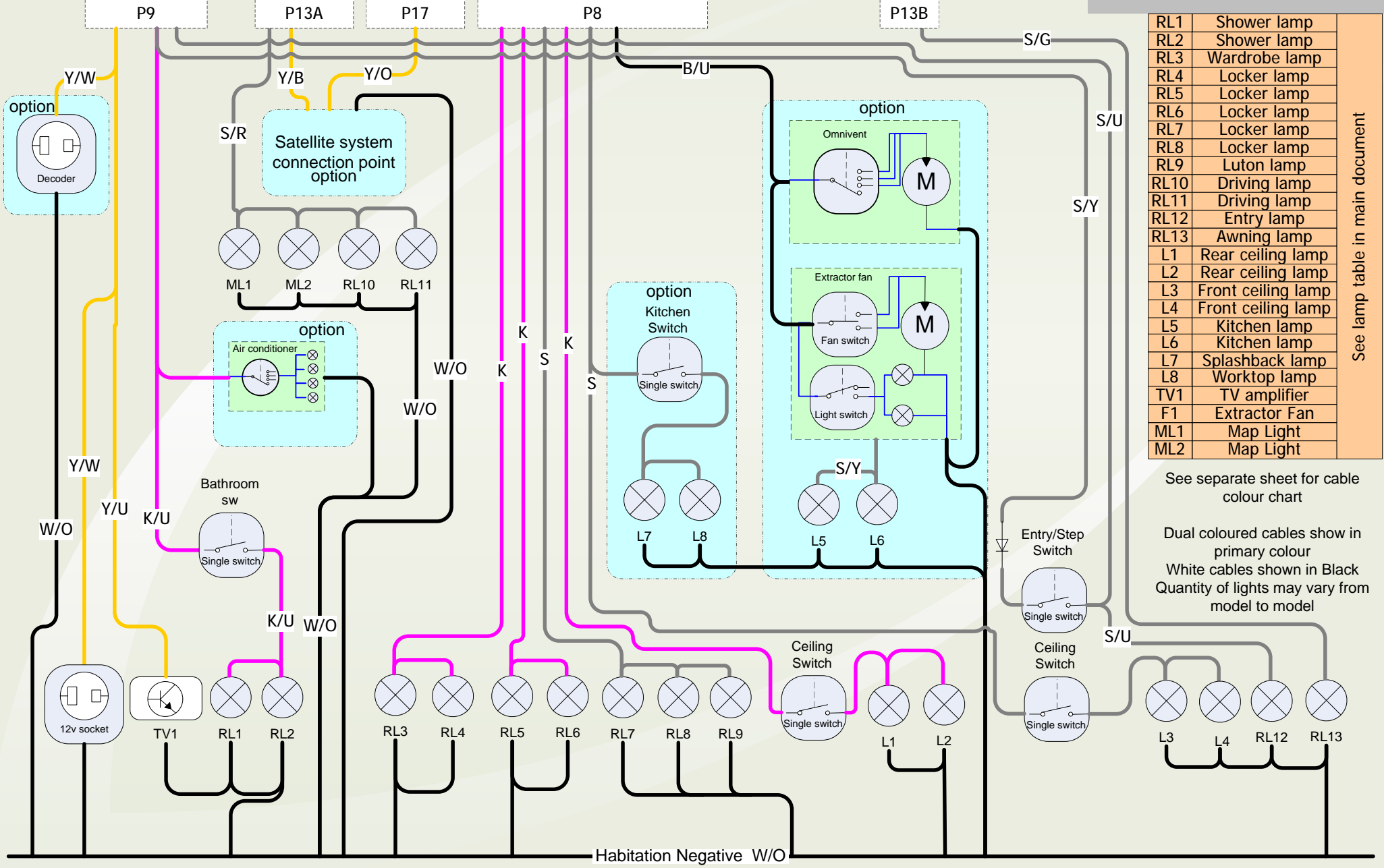
Dual coloured cables show in primary colour
 White cables shown in Black
 B-Conn refers to the battery harness connector

Power Circuits Motorhomes 2013

SARGENT ELECTRICAL SERVICES LTD Issue 02 24/04/12

PSU Part Number C460 & 465

Consumer Circuits – Roof
Motorhomes 2013
 SARGENT ELECTRICAL SERVICES LTD Issue 01 14/04/12



RL1	Shower lamp
RL2	Shower lamp
RL3	Wardrobe lamp
RL4	Locker lamp
RL5	Locker lamp
RL6	Locker lamp
RL7	Locker lamp
RL8	Locker lamp
RL9	Luton lamp
RL10	Driving lamp
RL11	Driving lamp
RL12	Entry lamp
RL13	Awning lamp
L1	Rear ceiling lamp
L2	Rear ceiling lamp
L3	Front ceiling lamp
L4	Front ceiling lamp
L5	Kitchen lamp
L6	Kitchen lamp
L7	Splashback lamp
L8	Worktop lamp
TV1	TV amplifier
F1	Extractor Fan
ML1	Map Light
ML2	Map Light

See lamp table in main document

See separate sheet for cable colour chart
 Dual coloured cables show in primary colour
 White cables shown in Black
 Quantity of lights may vary from model to model

PSU part number C460 & 465

230v Circuits
Motorhomes 2013

SARGENT ELECTRICAL SERVICES LTD

Issue 01 14/04/12

E1 Earth bond

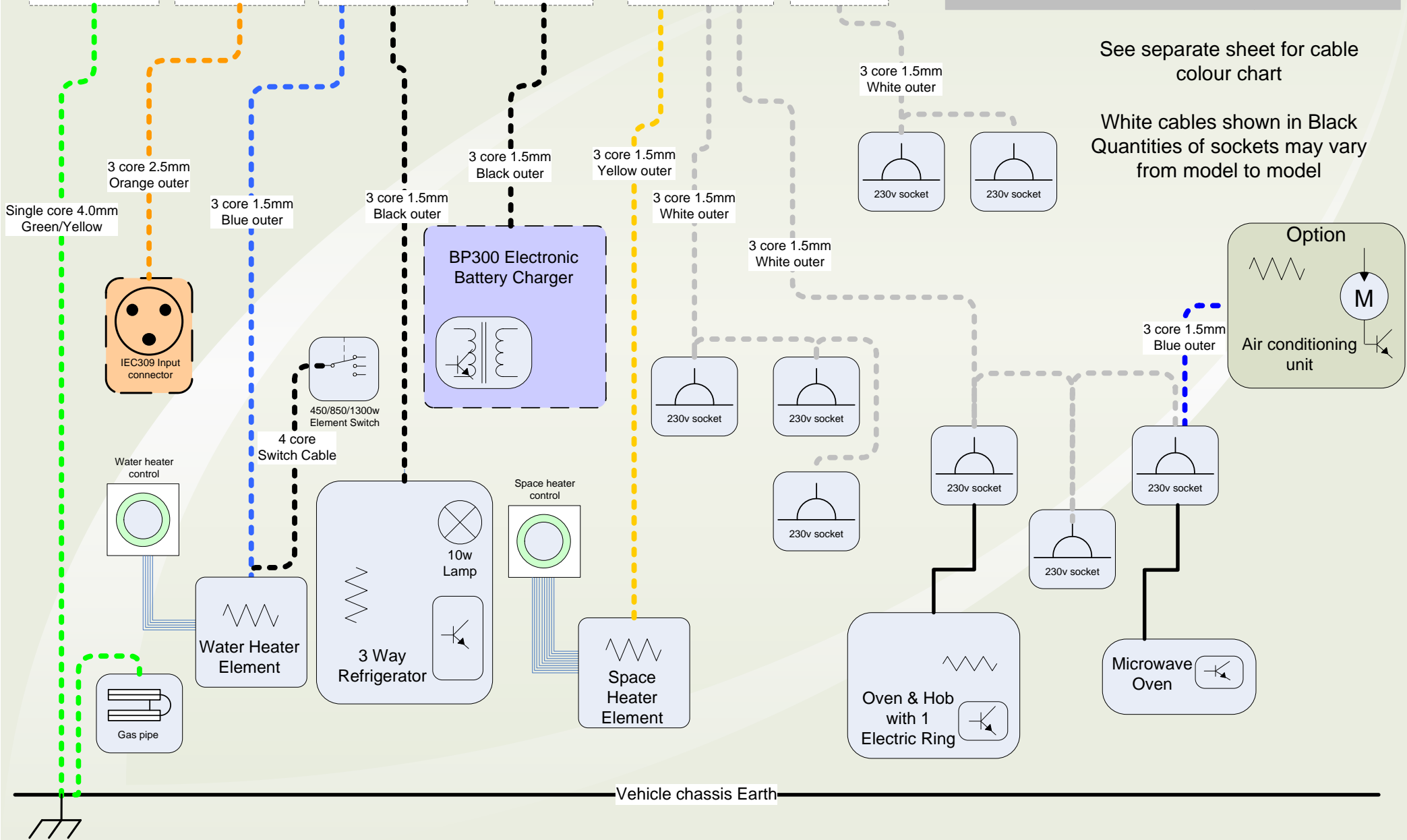
Input connector

Connector 1 (pins)

Connector 4

Connector 2 (skts)

Connector 3



See separate sheet for cable colour chart

White cables shown in Black
Quantities of sockets may vary from model to model

Option

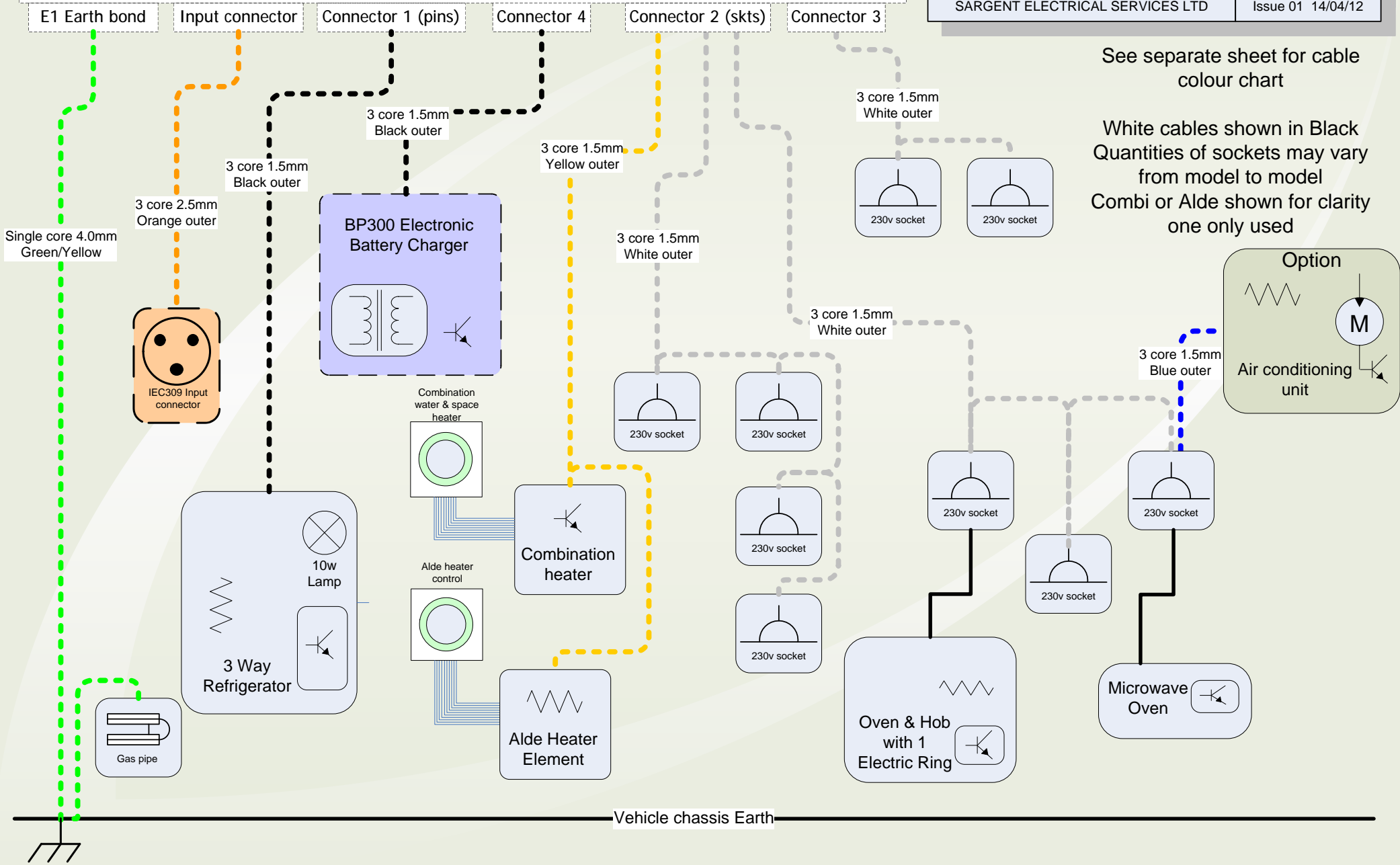
Air conditioning unit

PSU part number C460 & 465

230v Circuits with Combi Heating
Motorhomes 2013

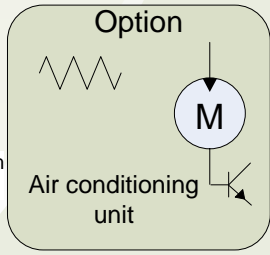
SARGENT ELECTRICAL SERVICES LTD

Issue 01 14/04/12



See separate sheet for cable colour chart

White cables shown in Black
Quantities of sockets may vary from model to model
Combi or Alde shown for clarity one only used



Vehicle chassis Earth

Example



Y/U

Yellow cable with Blue stripe

Cable Colour Chart
Swift Group 2009

SARGENT ELECTRICAL SERVICES LTD

Issue 01 01/09/08

12v Cable Colours

B	BLACK
N	BROWN
R	RED
O	ORANGE
Y	YELLOW
G	GREEN
U	BLUE
P	PURPLE
S	SLATE GREY
W	WHITE
K	PINK

230v Cable Colours

B	BLACK
N	BROWN
W	WHITE
O	ORANGE
Y	YELLOW
G	GREEN
U	BLUE